




## My Spelling League Login

Username: .....\_2BP

Password: 123456

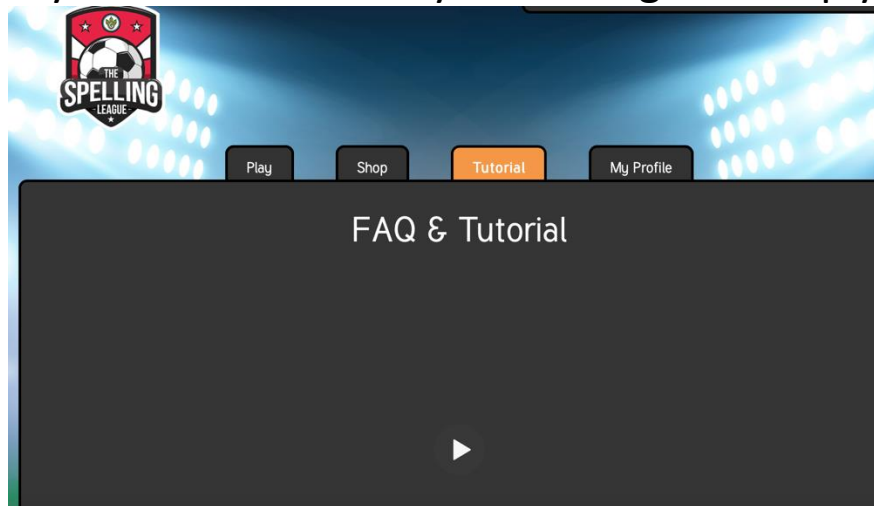
## How do I use Spelling League?

1) Visit <https://play.thespellingleague.co.uk>

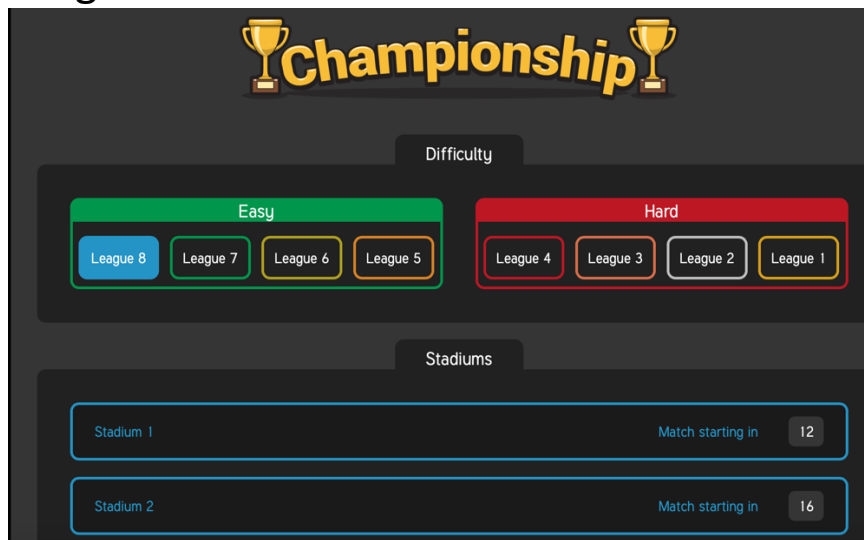


2) Type in your username and password to login.

3) Try the tutorial when you first login to help you get started.

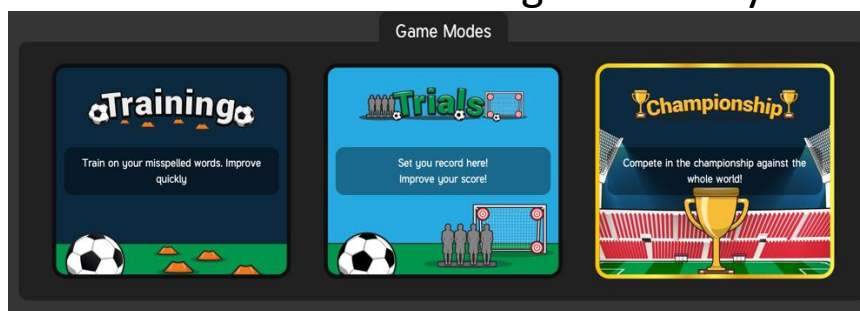


4) After this, you will find plenty of spelling and word study activities that your teacher has set. League 8 is the easiest and League 1 is the hardest!



**Because you are in Year 2, you should start in League 4 and work upwards.**

5) There are lots of different games to try:



6) You can customise your stadium and avatar when you earn points!

# Can you get to the top of the league in your class?