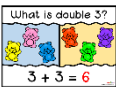


Learning Project WEEK 3- Viewpoints

Age Range: Reception

Weekly Maths Tasks (Aim to do 1 per day)	Weekly Reading Tasks (Aim to do 1 per day)
<ul style="list-style-type: none"> Watch a Numberblocks clip each day at: BBC or CBeebies. Use this guide here to give you ideas on what to do with your children whilst watching an episode. Play the Numberblocks pattern spotting game. Practise counting up to 20. This can be done through playing hide and seek, singing number songs, chanting, board games etc. Can you practice doubling a number Doubling - Number blocks. Write a number sentence or represent using pictures what happens when you double a number e.g $1+1=2$ <div style="text-align: center;">  </div> Listen to a number song from the CBeebies website. After listening to them, watch again and sing along if you can. Talk about the maths you can see in the video clip. Can you represent this song in a drawing or number sentence? E.g. For 5 little speckled frogs I would draw 5 frogs and cross 1 frog off each time. I might even write the number sentence each time a frog disappears $5 - 1 = 4$. Look out of the window and count how many houses, buildings or cars can be seen. Can you draw how many houses/buildings/cars you can see? Write the numeral to go alongside your picture. 	<ul style="list-style-type: none"> Read a variety of books at home. Favourites can be repeated. Hearing the patterns of language in a story will support your child's language development. Reception age children: Children to read to parents daily. Visit Oxford Owl for free eBooks that link to your child's book band. You can create a free account at: https://www.oxfordowl.co.uk/for-home/ Complete the linked Play activities for each book. With your child, look in magazines, newspapers and books for the tricky words they are currently learning. They could use a highlighter to highlight in magazines and newspapers. Using the pictures of the different characters, settings and objects below can you create a simple story with a beginning, middle and end. You might want to draw this in a story map as you go along so that you can remember your story. Can you retell your story to a member of your family? Challenge: Can you write some words/sentences around your story map? Use your phonetic knowledge to help you.
Weekly Phonics Tasks (Aim to do 1 per day)	Weekly Writing Tasks (Aim to do 1 per day)
<ul style="list-style-type: none"> Sing Nursery Rhymes and songs together. Add in actions and change the words. Can children think of different rhyming words to add in? Repeat old favourites and learn new rhymes. You can find an A-Z of Nursery Rhymes here: https://allnurseryrhymes.com/ Daily phonics - Practice the sounds your child is working on and blend words. This can be oral blending (e.g. spoken out loud c-a-t) or written if appropriate. Interactive games found on link below. https://www.phonicsplay.co.uk/ Read the green and red words for the story 'Pin it on', 'Let's run' and 'A fun hat' found below. Can you put these words into a sentence? Can you write the sentence? Can you focus on the sounds j, v, w, x? Can you write down as many words as you can think of that include these sounds? There are some words below that you can read to practice blending these sounds. Finally, write a sentence that includes each of these words. Play I-spy with things you can see out of the window. You could alternate between the 	<ul style="list-style-type: none"> Practice name writing. Can they write their first name? Middle name? Surname? Practice forming the letters of the alphabet. Follow your school's script. Ask your child to write out the tricky words they are working on at the moment on pieces of paper and turn them into a pairs game. Ask your child to draw or write a shopping list to help plan for the weekly shop. Encourage them to ask all family members views on what they would like to eat that week. Ask your child to help plan a movie night/afternoon. Select two films from a streaming service or DVD's you have in the house. Ask them to draw a picture to represent each film or write out the title. Ask them to speak to each member of the house to find out their view on which film they would like to watch. Ask your child to write each person's name under their chosen film. Write a daily sentence using the red words

initial sound in the word e.g. "I spy with my little eye something beginning with t". Or with oral blending e.g. "I spy with my little eye a t-r-ee"

your child has been learning. The red words can be found below. Here is a great link to a video that has a great song to support your child's learning of red words. [Tricky word song](#)

Learning Project - to be done throughout the week


The project this week aims to provide opportunities for your child to learn more about different viewpoints. Learning may focus on physical viewpoints in terms of what you can see outside of the window at home, what others can see looking into your home and then progress onto personal viewpoints and of others.

- **What can you see out of your window?-**

- Ask your child to look out of a window in the house and draw what they can see. Look out of a different window (e.g. back or side of the house), draw what they can see. Look at the two pictures together and discuss what is the same in both pictures (e.g. the sky) and what is different.

- **Record how many cars/ people walk past your house-**

- Set a timer for 5 minutes on your phone or tablet. Draw out a simple grid (as below) and ask your child to put a tick in the right place every time a person or car goes past. When complete, can they count up the ticks and write the matching numeral? Were



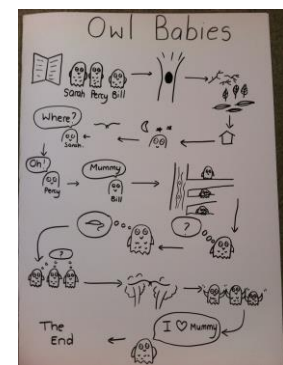
there more people or cars?

- **How do we differ from others?-**

- Ask your child to look in a mirror at their hair colour, eye colour, skin colour. Ask them to create a self-portrait using either felt-tips, crayons or paint. Look at some pictures in books and magazines. Does everyone look the same way as them? How do people look different?

- **Imagine another world outside the window-**

- Close the curtains and ask your child to imagine that the house is in a new imagined world. What do they imagine? Is it snowy? Are there dinosaurs/ monsters in the new world? Ask them to tell you a story about it... Your child could create a story map to show what happens in their imaginary world (see right).



- **Go on a sight hunt-**

- Support your child to make a viewfinder. Cut out a square of card from an old cereal box/ cardboard. Cut a smaller square out of the centre. Take your viewfinder around house and garden and explore what things you can see. Alternatively, you could create a pair of binoculars as pictured.



the

- Your child could write a list of the things they see or draw/ paint a picture.
- If you have a tablet or phone that could be used by your child they could do the same activity but using photographs to record.



Additional learning resources parents may wish to engage with

[Classroom Secrets Learning Packs](#) - These packs are split into different year groups and include activities linked to reading, writing, maths and practical ideas you can do around the home.

[Twinkl](#) - to access these resources click on the link and sign up using your own email address and creating your own password. Use the offer code UKTWINKLHELPS.


























[Headteacherchat](#) - This is a blog that has links to various learning platforms. Lots of these are free to access.

#TheLearningProjects

Red words

I	of
the	my
to	no
me	was
went	said
look	play
and	all
like	I've
are	come
you	your
be	me
he	she

Rhymes for letter formation - taken from Read Write Inc.

<p>a</p>  <p>Around the apple and down the leaf.</p>	<p>b</p>  <p>Down the laces to the heel and around the toe.</p>	<p>c</p>  <p>Curl around the caterpillar.</p>	<p>d</p>  <p>Around the dinosaurs bottom, up his tall neck & down to his toes.</p>	<p>e</p>  <p>Lift off the top and scoop out the egg.</p>	<p>f</p>  <p>Down the stem and draw the leaves.</p>
<p>g</p>  <p>Around the girls face, down her hair and give her a curl.</p>	<p>h</p>  <p>Down the head, to his hooves and over his back.</p>	<p>i</p>  <p>Down the body and dot for the head.</p>	<p>j</p>  <p>Down his body, curl, dot for his head.</p>	<p>k</p>  <p>Down the kangaroo's body tail and leg.</p>	<p>l</p>  <p>Down the long leg.</p>
<p>m</p>  <p>Down Malsie, mountain, mountain.</p>	<p>n</p>  <p>Down Nobby and over his net.</p>	<p>o</p>  <p>All around the orange.</p>	<p>p</p>  <p>Down the pirates plait and around his face.</p>	<p>qu</p>  <p>Round her head, up past her earring, down her hair, and flick.</p>	<p>r</p>  <p>Down the robots back and curl over his arm.</p>
<p>s</p>  <p>Slither down the snake.</p>	<p>t</p>  <p>Down the tower, across the tower.</p>	<p>u</p>  <p>Down and under, up to the top and draw the puddle.</p>	<p>v</p>  <p>Down a wing, up a wing.</p>	<p>w</p>  <p>Down, up, down, up.</p>	<p>x</p>  <p>Down the arm and leg, repeat the other side.</p>
<p>y</p>  <p>Down a horn, up a horn and under head.</p>	<p>z</p>  <p>Zig-zag-zig.</p>				

Use these rhymes to help you to form your letters correctly.

Reading activity – Create your own story.

Choose 2 characters, 2 objects and 1 setting.


Characters



Objects



Setting



- Who are your characters?
- What do the characters do in the story?
- Where do they go?
- How will your story end?
- What is the title of the story?

Pin it on – Phonics activity

pin on not leg

chin tum yes

that → that's

Let's run

zip up run

let → let's

Red Words



put

A fun hat

hen in red hat

fox sun man top

kid fun

Phonics activity – j, w, v, x – Read the words then write a sentence to match each word.



jam



jet



jug



web




wet



wig



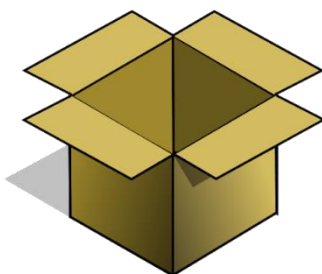
vet



van



fox



box



six