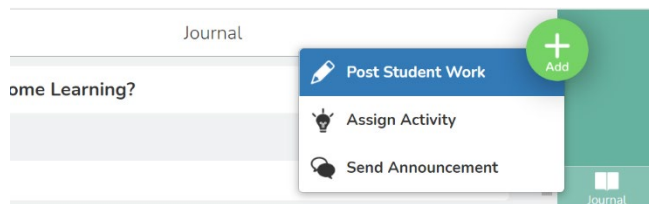


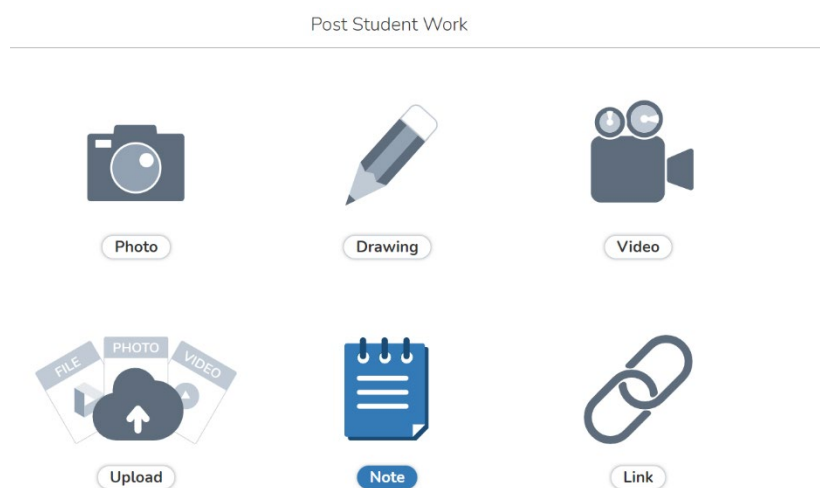
## Contacting your child's teacher on Seesaw

1. Log in to Seesaw as your child

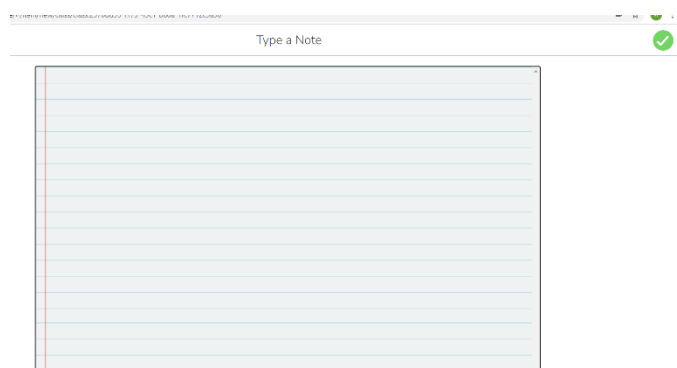
2. Click on the + button at the top of the page and select 'post student work'.



3. Select 'note' from the post options



4. Once you have typed your message click the green tick button at the top right.



Your child's teacher can see the message, but will need to approve it for it to appear.

Your child's teacher will then contact you directly on Seesaw or call you to discuss the matter.