

Art: Year 1
B: 2D Art - Printing



• To identify simple patterns and sequences around me

* To recognise that patterns exist in nature

* What a repeating pattern means and how to identify one

* That different kinds of patterns exist and vary in complexity and repetition


* To use one and two colours and a variety of items to create printed patterns

* To recreate and create my own repeating patterns in print by rolling and pressing

* To create a printed piece of art by pressing, rolling, rubbing and stamping

- Art Directors
- Fine Artists
- Fashion Designer.
- Floral Designers
- Graphic Designer
- Architect
- Interior Designers
- Jewellery Designer
- Animator
- Relaxation
- Hobby

patterns
printing
fruit
vegetables
fingers
hands
feet



patterns
nature
printing
repeating
repeated
pressing
rolling



complexity
repetition
rubbing
stamping
block print
techniques



Art: Year 2
B: 2D Art - Printing



* To recognise that patterns exist in nature

* What a repeating pattern means and how to identify one

* To recreate and create my own repeating patterns in print by rolling and pressing

* That different kinds of patterns exist and vary in complexity and repetition

* To create a printed piece of art by pressing, rolling, rubbing and stamping


* To create complex printing designs to suit a certain style or time period

• To experiment with aluminium foil printing

• To layer prints to experiment with the effects

- Art Directors
- Fine Artists
- Fashion Designer.
- Floral Designers
- Graphic Designer
- Architect
- Interior Designers
- Jewellery Designer
- Animator
- Relaxation
- Hobby

patterns
nature
printing
repeating
repeated
pressing
rolling



complexity
repetition
rubbing
stamping
block print
techniques



layering
aluminium
foil
style
time period
effects
complexity



Art: Year 4
B: 2D Art - Printing

Previously, I have learnt...

In Year 4, I am learning...

In the future, I will learn...

My future...

* That different kinds of patterns exist and vary in complexity and repetition

* To create complex printing designs to suit a certain style or time period

* To create and print intricate designs which are part of the final piece

* To create a printed piece of art by pressing, rolling, rubbing and stamping

• To experiment with aluminium foil printing


• To experiment with a range of printing techniques

• To layer prints to experiment with the effects


• To build up layers, colours and textures to create intended effects

- Art Directors
- Fine Artists
- Fashion Designer.
- Floral Designers
- Graphic Designer
- Architect
- Interior Designers
- Jewellery Designer
- Animator
- Relaxation
- Hobby

complexity
repetition
rubbing
stamping
block print
techniques



layering
aluminium
foil
style
time period
effects
complexity



intricate
layers
colours
textures
effective
mono-print
resist print



Art: Year 5
B: 2D Art - Printing

Previously, I have learnt...

In Year 5, I am learning..

In the future, I will learn..

My future...

- * To create complex printing designs to suit a certain style or time period

- To experiment with aluminium foil printing

- To layer prints to experiment with the effects

- * To create and print intricate designs which are part of the final piece

- To experiment with a range of printing techniques


- To build up layers, colours and textures to create intended effects

- * To develop my proficiency when using a range of techniques and materials

- To become increasingly independent and creative when combining techniques and materials to create a desired effect

- Art Directors
- Fine Artists
- Fashion Designer.
- Floral Designers
- Graphic Designer
- Architect
- Interior Designers
- Jewellery Designer
- Animator
- Relaxation
- Hobby

layering
aluminium
foil
style
time period
effects
complexity



intricate
layers
colours
textures
effective
mono-print
resist print



textiles
negative space
printing press
impression
etching
levelling
mesh

