

Art: Year 1  
F: Exploring and Developing Ideas

Previously, I have learnt...

In Year 1, I am learning...

In the future, I will learn...

My future...

\* To draw things I see, experience and think about

\* To record my ideas from observation, experience and imagination and make a simple plan to carry out my own ideas

\* To record and explore ideas from observation, imagination and experience and follow through on ideas with confidence


\* To say what I like and dislike about my artwork

\* To say what I like about my own and another child's work


\* To say what I might change or develop in my current or future work

- Art Directors
- Fine Artists
- Fashion Designer.
- Floral Designers
- Graphic Designer
- Architect
- Interior Designers
- Jewellery Designer
- Animator
- Relaxation
- Hobby

different  
the same as  
see  
ideas  
because...  
like  
dislike



observe  
imagine  
experience  
plan  
ideas  
like  
prefer



change  
alter  
develop  
adapt  
preference  
favourite  
future



Art: Year 2  
F: Exploring and Developing Ideas

Previously, I have learnt...

In Year 2, I am learning...

In the future, I will learn...

My future...

\* To record my ideas from observation, experience and imagination and make a simple plan to carry out my own ideas

\* To record and explore ideas from observation, imagination and experience and follow through on ideas with confidence

\* To record and develop ideas, taking inspiration from artists' work


- Art Directors
- Fine Artists
- Fashion Designer.
- Floral Designers
- Graphic Designer
- Architect
- Interior Designers
- Jewellery Designer
- Animator
- Relaxation
- Hobby

\* To say what I like about my own and another child's work


\* To say what I might change or develop in my current or future work

\* I can annotate work in my sketchbook, saying what I like and might develop or change in future or current work

observe  
imagine  
experience  
plan  
ideas  
like  
prefer



change  
alter  
develop  
adapt  
preference  
favourite  
future



developing  
inspire  
inspiring  
inspiration  
annotate  
current  
sketchbook



Art: Year 3  
F: Exploring and Developing Ideas

Previously, I have learnt...

In Year 3, I am learning...

In the future, I will learn...

My future...

\* To record and explore ideas from observation, imagination and experience and follow through on ideas with confidence

\* To record and develop ideas, taking inspiration from artists' work

\* To record and develop ideas, taking inspiration from a variety of sources

\* To describe, through detailed annotations, how I might develop my work and follow through with this

\* To say what I might change or develop in my current or future work


\* I can annotate work in my sketchbook, saying what I like and might develop or change in future or current work

\* To use my sketchbook to reflect my growing individual style


\* To explain why I have chosen a particular style, technique, material or medium

- Art Directors
- Fine Artists
- Fashion Designer.
- Floral Designers
- Graphic Designer
- Architect
- Interior Designers
- Jewellery Designer
- Animator
- Relaxation
- Hobby

change  
alter  
develop  
adapt  
preference  
favourite  
future



developing  
inspire  
inspiring  
inspiration  
annotate  
current  
sketchbook



detail  
annotations  
sources  
individual  
style  
technique  
medium



Art: Year 4  
F: Exploring and Developing Ideas



\* To record and develop ideas, taking inspiration from artists' work

\* To record and develop ideas, taking inspiration from a variety of sources

\* To describe, through detailed annotations, how I might develop my work and follow through with this

\* I can annotate work in my sketchbook, saying what I like and might develop or change in future or current work

\* To use my sketchbook to reflect my growing individual style

\* To explain why I have chosen a particular style, technique, material or medium

\* To record and select ideas from a variety of sources

\* To develop my ideas to reflect my own personal style


\* To annotate my work to include more detailed description, critique and next steps

\* To use my sketchbook as an increasingly personal portrayal of my artistic journey


To explain why I have chosen a particular style, technique, material or medium and the impact it has had on the outcome

- Art Directors
- Fine Artists
- Fashion Designer.
- Floral Designers
- Graphic Designer
- Architect
- Interior Designers
- Jewellery Designer
- Animator
- Relaxation
- Hobby

developing  
inspire  
inspiring  
inspiration  
annotate  
current  
sketchbook



detail  
annotations  
sources  
individual  
style  
technique  
medium



description  
personal  
critique  
next steps  
impact  
outcome  
justification





Art: Year 5  
F: Exploring and Developing Ideas



\* To record and develop ideas, taking inspiration from a variety of sources

\* To describe, through detailed annotations, how I might develop my work and follow through with this

\* To use my sketchbook to reflect my growing individual style

\* To explain why I have chosen a particular style, technique, material or medium

\* To record and select ideas from a variety of sources

\* To develop my ideas to reflect my own personal style

\* To annotate my work to include more detailed description, critique and next steps

\* To use my sketchbook as an increasingly personal portrayal of my artistic journey

To explain why I have chosen a particular style, technique, material or medium and the impact it has had on the outcome

\* To independently record, select and develop ideas from a variety of sources

\* To use inspiration from many sources to develop ideas that reflect my own style


\* To annotate my work to include detailed descriptions of my reflections and comprehensive critique and next steps

\* To use my sketchbook as a personal portrayal of my development as an artist


\* To explain why I have chosen daring techniques, styles, materials or mediums and the impact it has had on the outcome

- Art Directors
- Fine Artists
- Fashion Designer.
- Floral Designers
- Graphic Designer
- Architect
- Interior Designers
- Jewellery Designer
- Animator
- Relaxation
- Hobby

detail  
annotations  
sources  
individual  
style  
technique  
medium



description  
personal  
critique  
next steps  
impact  
outcome  
justification



in the style of  
qualities  
character  
weight  
action  
quotations  
elements



Art: Year 6  
F: Exploring and Developing Ideas



\* To record and select ideas from a variety of sources

\* To develop my ideas to reflect my own personal style

\* To annotate my work to include more detailed description, critique and next steps

\* To use my sketchbook as an increasingly personal portrayal of my artistic journey

To explain why I have chosen a particular style, technique, material or medium and the impact it has had on the outcome

\* To independently record, select and develop ideas from a variety of sources

\* To use inspiration from many sources to develop ideas that reflect my own style

\* To annotate my work to include detailed descriptions of my reflections and comprehensive critique and next steps

\* To use my sketchbook as a personal portrayal of my development as an artist

\* To explain why I have chosen daring techniques, styles, materials or mediums and the impact it has had on the outcome

\* To utilise a range of methods, techniques and sources of inspiration to develop and respond to my artwork throughout the process


\* To further develop my ability to give and receive constructive feedback

\* To develop a sketchbook which represents me as an artist


\* To boldly and creatively use my sketchbook in a way that supports my development as an artist

- Art Directors
- Fine Artists
- Fashion Designer.
- Floral Designers
- Graphic Designer
- Architect
- Interior Designers
- Jewellery Designer
- Animator
- Relaxation
- Hobby

description  
personal  
critique  
next steps  
impact  
outcome  
justification



in the style of  
qualities  
character  
weight  
action  
quotations  
elements



constructive  
feedback  
response  
methods  
techniques  
representation  
unique

